

NEW CORA

Refined Performance

HEATING AND COOLING SOLUTIONS

SPLIT HEAT PUMPS



95 YEARS OF INNOVATION

The history of Daikin is also the history of air conditioning. For over 95 years, Daikin has invested heavily in Research and Development to deliver more effective climate control for you and your family, which is why Daikin is recognised around the world as an air conditioning specialist.

At Daikin, we can provide comprehensive climate solutions for your individual needs, whether you require heating, cooling, air purifying or humidity control. Our range of Daikin units are packed full of innovative technology and advanced features designed with your comfort in mind.







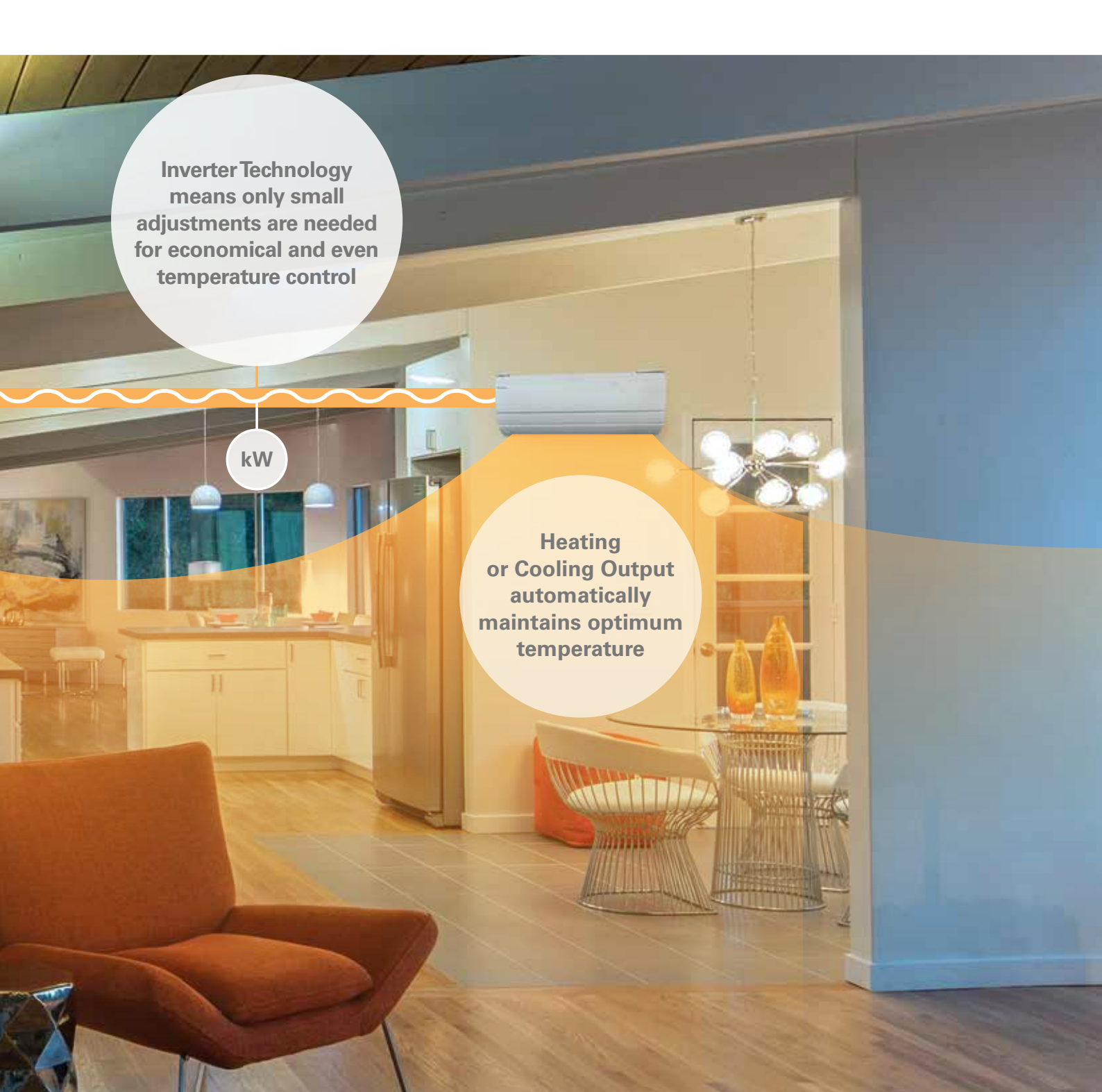
75%
Renewable Energy
from the air

25%
Electrical Energy

WHY CHOOSE A DAIKIN HEATPUMP?

As air conditioning experts, we make it our mission to understand what makes an environment feel like 'home' and design and engineer smart technologies that provide the best possible climate-controlled **comfort** for people.

1. www.energywise.govt.nz/at-home/heating-and-cooling/types-of-heater/heat-pumps/
2. See the Coefficients of Performance for heating and Energy Efficiency Rate for cooling (COP / EER) in our product specification tables.



**Inverter Technology
means only small
adjustments are needed
for economical and even
temperature control**

kW

**Heating
or Cooling Output
automatically
maintains optimum
temperature**

Fortunately, heat pumps are also one of the most efficient ways of using electricity to heat your home¹. Daikin heat pumps offer high coefficients of performance and energy efficiency ratings, which means they return far more energy during heating and cooling than they draw from your household electricity source². For instance, Daikin's US7 (25 class) has a COP of 5.81, meaning it returns 5.81 times the amount of energy in heating that it consumes in electrical energy.



BREATHE EASY WITH DAIKIN

Daikin Split Heat Pumps are approved by the Asthma and Respiratory Foundation New Zealand.

The Sensitive Choice® program was created to help identify products better suited for people who suffer from asthma and allergies. Daikin Split Heat Pumps and Air Purifiers are recognised by the Sensitive Choice® program, and carry the Blue Butterfly symbol.



ADVANCED AIR PURIFICATION



Daikin offers a range of Sensitive Choice approved filters and purifying units. All Daikin units are fitted with a naturally antibacterial air purifying filter, and for more advanced air purification, a titanium apatite deodorising air purification filter is also installed in most split units. A titanium apatite filter will not only trap most microscopic airborne particles, but also assist to decompose odours, absorb and deactivate bacteria.



For truly heavy-duty air purification, Daikin's advanced flash streamer technology is available with the Air Purifier, US7 and Zena Vogue. The high speed electron discharge destroys bacteria, viruses, mould and allergens at a much higher speed than most conventional units, leaving your air safe to breathe.

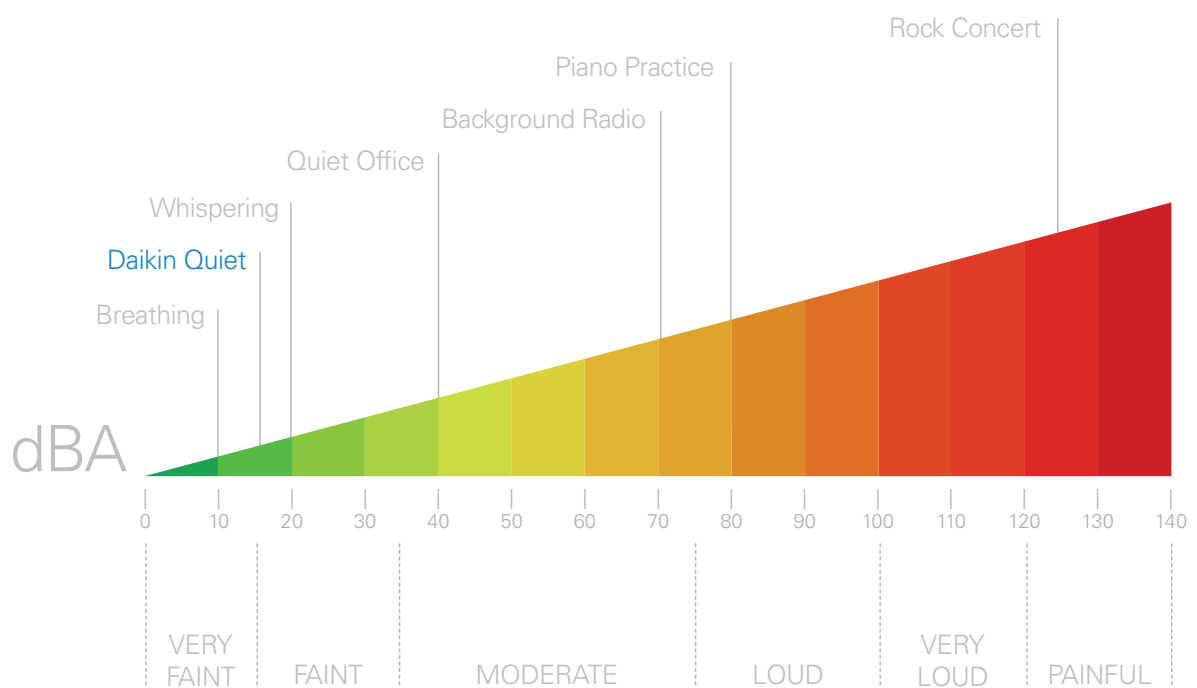
Music to the ears of every sensitive nose.



DAIKIN QUIET



Daikin units are among some of the quietest units available on the market. The Daikin range features models which are as quiet as **19 dBA** during quiet operation* – that's as quiet as a whisper. You won't even notice they're on.



*Cora & Standard series 20,25,35 class models, Zena Vogue Series 25 class model, US7 series 25, 35 class models.

WE CARE FOR OUR ENVIRONMENT

R-32 is a game-changing next generation refrigerant that efficiently carries heat and has a significantly lower environmental impact than its predecessors.

CARING FOR THE ENVIRONMENT

Historically, many refrigerants used in the air conditioning industry have had damaging effects on the environment, such as ozone depletion and global warming. As the only manufacturer and developer of both refrigerants and air conditioners, Daikin recognised the urgent need to develop and promote better refrigerants with a lower impact on the environment. R-32 has a zero ozone depletion potential and a remarkably low global warming potential compared to its predecessors. Daikin became the world's first air conditioning manufacturer to adopt its own R-32 refrigerant in its split systems with the release of the innovative US7.

ENERGY EFFICIENCY

Because Daikin is constantly improving its technology, Daikin heat pumps are among some of the most energy efficient units available on the market. R-32 refrigerant is just one of the ways that Daikin has increased the efficiency of its units, saving you approximately 10% on electricity costs compared to R22*.



10% LESS ELECTRICITY
CONSUMPTION



ZERO OZONE
DEPLETION POTENTIAL



LOW GLOBAL
WARMING POTENTIAL



MINISTER'S PRIZE 2015

Promotion of energy conservation through
worldwide expansion of HFC32 air conditioners
JAPANESE MINISTRY OF ECONOMY, TRADE AND INDUSTRY



CONTINUOUS
OPERATION IN
TEMPERATURES
AS LOW AS
-15°C

BUT WE
**CHALLENGE
IT TOO**



INTELLIGENT DEFROST

Conventional heat pumps automatically defrost the outdoor unit based on timers rather than intelligent sensing technology. Daikin units intelligently check for frosty conditions to ensure that your unit avoids spending too much time defrosting rather than heating your home, maximising efficiency and comfort through the winter cold.



QUICK HEATING

Our units feature quick heating features such as Powerful Operation, which gives a boost of heating for 20 minutes to rapidly heat your space. For those looking for a cozy 'warmth zone' around their unit as they get dressed in the morning, choose from the US7 with quick heating timer or Nexura with radiating front panel.



TIMED TO PERFECTION

With Daikin units, you can preset your system to switch on just before you arrive home, and off when you're away- maximising efficiency and comfort. With the Daikin Mobile Controller, our WiFi control app, you can even switch on your system while commuting home from work.



DAIKIN MOBILE CONTROLLER

FOR ZENA VOGUE, CORA,
STANDARD AND US7
MODELS

WI-FI CONTROL FOR YOUR DAIKIN WALL MOUNTED SPLIT

Daikin Mobile Controller puts your heat pump's frequently used functions at your fingertips with an easy to use app.

In conjunction with Daikin's BRP072A42 wifi adaptor, the easy to use app lets you use your smartphone or tablet to operate your Daikin wall mounted air conditioning unit via Wi-Fi or the internet.

The Daikin mobile controller app is available for download, free from the Apple App Store or Google Play. To download, search 'Daikin Mobile Controller' in the Apple App Store or Google Play.

CONTROL every room in the house. Turn units on or off individually or all at once.

SET the operation mode, temperature, air purification, airflow, rate and direction.



SCHEDULE the set temperature and operation mode with up to 4 actions per day for 7 days.

LEAVE HOME with confidence. Vacation mode turns all units off and puts your schedule on hold.



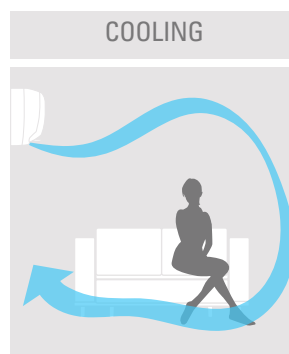


DRAUGHT FREE COMFORT



COMFORT AIRFLOW TECHNOLOGY

Our wall mounted indoor units* feature an advanced louvre design for streaming cooling air upwards along the ceiling (coanda effect) and warming air down along the floor. This creates a circulatory air motion in the occupied space ensuring rapid cooling or heating of the area, even temperature distribution and improved comfort levels.



INTELLIGENT EYE SENSOR

Each indoor wall mounted model is fitted with Daikin's trademark Intelligent Eye human sensor. This sensor cleverly switches the unit into energy saving mode when the room is unoccupied.

On models fitted with the more advanced 2-Area or 3-Area variants, the intelligent eye can also be used to provide draught free comfort.



DRAUGHT FREE COMFORT OPERATIONS: IF OCCUPANT DETECTED IN AREA 1, AIRFLOW IS DIRECTED AWAY.


*Applicable to all Cora, Standard, US7, and Zena Vogue Series.

HOW TO CHOOSE A HEATPUMP

Split heat pumps are a good choice for people wanting to heat single rooms conveniently and with lower running costs. In a split system, one indoor air conditioning unit is connected to an outdoor unit installed on the exterior of your house. It is important that you speak to a Daikin Specialist who will select the correct size for your space.

To give a rough idea of the heating capacity you might require for your space, you can take your floor area in square metres and multiply by 120W per m² for a newer, insulated house and 150W per m² for an older less insulated house.* Please note that an accurate survey of the space to be air conditioned must follow.

For example:



3M X 4M SINGLE BEDROOM

12m² x 120W = 1.44kW heating load
This room might require a 20 class unit.




OLDER DOUBLE BEDROOM 4M X 5M

20m² x 150W = 3.0kW heating load
This room might require a 25 class unit.



5M X 6M LARGE OLDER MASTER BEDROOM

30m² x 150W = 4.6kW heating load
This room might require a 46 class unit.



LIVING ROOM AND DINING SPACE 6M X 12M

72m² x 120W = 8.6kW heating load
This room might require an 85 class unit.

*EECA, (2013) Good Practice Guide: Heat Pump Installation.

HOW TO BUY A DAIKIN PRODUCT

Buying a new Daikin is as simple as contacting one of our trusted **Daikin Specialists**. Our Specialists have years of local experience and expertise in the air conditioning industry, ensuring that you get top quality advice and support for your needs.

IN-HOME QUOTATION

Daikin Specialists provide custom designed solutions for your home through an in-home quotation. Specialists will not only supply and install the best possible air conditioning solution but will also provide ongoing maintenance to ensure peak efficient performance over the life of the system.

To take the stress out of air conditioning your home, speak to a Daikin Specialist. With over 50 Specialist Dealers across New Zealand, we are ready to help you fit the right air conditioning solution for your home.



**5 YEAR
WARRANTY**

DAIKIN SPLIT SYSTEMS COME WITH A 5 YEAR PARTS AND LABOUR WARRANTY TO GIVE YOU PEACE OF MIND WHEN PURCHASING A NEW DAIKIN.

Subject to Conditions

To find your nearest Daikin Specialist, visit: **www.daikin.co.nz** or call **0800 20 90 10**



SOLUTIONS FOR YOUR ENTIRE HOME

HIGH WALL

PAGE 16



ZENA
VOGUE 16



US7 20



NEW!
CORA 24



NEW!
STANDARD 28

FLOOR MOUNTED

PAGE 32



NEXURA 32



FLOOR
STANDING 36

AIR PURIFIER

PAGE 40



ALTERNATIVE SOLUTIONS

SUPERMULTI NX


PAGE 44

VRV URBAN SERIES

PAGE 46

DUCTED

PAGE 48



3.2kW
-TO-
7.2kW
RATED HEATING
CAPACITIES

8
MODELS

ZENA VOGUE

SIMPLY PERFECT



REVERSE
CYCLE
WHITE HAIRLINE OR
BLACKWOOD
FINISH

The new Zena Vogue offers a premium climate solution with a compact and functional design suitable for all interiors. Your design, our product. Together creating simply perfect comfort all year round.



19 dBA**
DURING SUPER
QUIET OPERATION

ENERGY RATING 25 CLASS*

COOL ★★★★★★

HEAT ★★★★★★

*The more stars, the more energy efficient. The Star Rating Index is determined under conditions of AS/NZS 3823.1.1. See table for other class ratings.

**19 dBA applies to Zena Vogue 25 class models only.



SIMPLY PERFECT DESIGN

Whether you choose the white or blackwood finish, Zena Vogue's curved corners and simple textured front panel allow it to blend perfectly into any decor.



ULTRA COMPACT

At just 798mm long, 295mm high and 185mm deep, Zena Vogue incredibly compact yet surprisingly powerful.



HEAVY DUTY PURIFICATION

Daikin's flash streamer technology offers heavy duty air purification. The high speed electron discharge destroys bacteria, viruses, mould and allergens at a much higher speed than most conventional air filters, leaving your air safe to breathe.



GRID EYE SENSOR

The intelligent grid eye sensor detects the temperature in the room using a grid of 64 small squares. It then directs air to the areas that require more cooling or heating for even temperature distribution.



COMFORT AIRFLOW

Discharge louvres are specially designed to stream cooling air upwards along the ceiling (coanda effect) and warm air down along the floor. This delivers rapid cooling or heating and even temperature distribution.



2-AREA INTELLIGENT EYE

The 2-area Intelligent Eye is so clever it can now either direct airflow towards you or away from you for draught free comfort. If the room is unoccupied the unit will automatically enable energy saving operations.




PROGRAM DRY FUNCTION

Besides reducing humidity, this function automatically controls temperature and airflow rate and will cleverly switch into cooling mode if the room temperature rises too much.



SUPER QUIET FAN

Daikin's newly designed super quiet fan is engineered to run at high efficiency in a compact space. It combines optimum airflow and top performance with almost inaudible sound.




GRID EYE SENSOR

PRODUCT SPECIFICATION


Zena Vogue - Reverse Cycle



WHITE HAIRLINE FINISH



BLACKWOOD FINISH



INDOOR UNIT		FTXJ25TVMAW	FTXJ35TVMAW	FTXJ50TVMAW	FTXJ60TVMAW	FTXJ25TVMAK	FTXJ35TVMAK	FTXJ50TVMAK	FTXJ60TVMAK
OUTDOOR UNIT		RXJ25TVMA	RXJ35TVMA	RXJ50TVMA	RXJ60TVMA	RXJ25TVMA	RXJ35TVMA	RXJ50TVMA	RXJ60TVMA
Rated Capacity	Cool (kW)	2.5	3.5	5.0	6.0	2.5	3.5	5.0	6.0
	Heat (kW)	3.2	3.7	6.0	7.2	3.2	3.7	6.0	7.2
Capacity Range	Cool (kW)	0.9-3.7	0.9-4.2	1.1-5.6	1.1-6.5	0.9-3.7	0.9-4.2	1.1-5.6	1.1-6.5
	Heat (kW)	0.9-5.0	0.9-5.2	1.0-7.9	1.0-8.2	0.9-5.0	0.9-5.2	1.0-7.9	1.0-8.2
Indoor Airflow Rate (H)	Cool (l/s)	177	190	218	243	177	190	218	243
	Heat (l/s)	203	212	238	273	203	212	238	273
Indoor Fan Speeds		5 steps, quiet and automatic							
Energy Ratings	Cool	5.5	4	3	2	5.5	4	3	2
	Heat	5	4.5	3.5	3	5	4.5	3.5	3
Front Panel Colour		White Hairline				Blackwood			
Power Supply		1 phase, 220-240V, 50Hz							
Power Input (Rated)	Cool (kW)	0.49	0.81	1.32	1.83	0.49	0.81	1.32	1.83
	Heat (kW)	0.66	0.81	1.49	1.88	0.66	0.81	1.49	1.88
E.E.R/C.O.P	Cool/Heat	5.10/4.85	4.32/4.57	3.79/4.03	3.28/3.83	5.10/4.85	4.32/4.57	3.79/4.03	3.28/3.83
A.E.E.R/A.C.O.P	Cool/Heat	5.03/4.80	4.29/4.53	3.76/4.00	3.26/3.81	5.03/4.80	4.29/4.53	3.76/4.00	3.26/3.81
Dimensions (HxWxD)	Indoor (mm)	295 x 798 x 185				295 x 798 x 185			
	Outdoor (mm)	550 x 675 x 284		695 x 930 x 350		550 x 675 x 284		695 x 930 x 350	
Weight	Indoor (kg)	11	11	11	11	11	11	11	11
	Outdoor (kg)	30	30	54	54	30	30	54	54
Compressor Type		Hermetically Sealed Swing Type							
Refrigerant Type		R32							
Max Pipe Length	(m)	20	20	30	30	20	20	30	30
Max Level Difference	(m)	15	15	20	20	15	15	20	20
Pipe Sizes	Liquid (mm)	6.4	6.4	6.4	6.4	6.4	6.4	6.4	6.4
	Gas (mm)	9.5	9.5	12.7	12.7	9.5	9.5	12.7	12.7
Outdoor Operating Range	Cool (°CDB)	-10 to 46							
	Heat (°CWB)	-15 to 18							
Indoor Sound Level (H/SL)	Cool (dBA)	40/19	42/20	45/32	48/33	40/19	42/20	45/32	48/33
	Heat (dBA)	41/19	42/20	45/32	48/33	41/19	42/20	45/32	48/33
Outdoor Sound Level (H)	Cool (dBA)	47/43	49/44	47/44	49/45	47/43	49/44	47/44	49/45
	Heat (dBA)	48/44	49/45	48/45	52/45	48/44	49/45	48/45	52/45
Outdoor EPA Sound Power Level (H)	Cool (dBA)	59	61	59	61	59	61	59	61
	Heat (dBA)	60	61	60	64	60	61	60	64





3.6kW
-TO-
6.3kW
RATED HEATING
CAPACITIES

3
MODELS

US7

AS SMART, AS IT IS STYLISH



REVERSE
CYCLE

Top of its class and packed with advanced features, US7 delivers superior performance and ultimate comfort with its humidifying, dehumidifying, ventilating and air purification features.



19 dBA**
DURING SUPER
QUIET OPERATION

ENERGY RATING 25 CLASS*

COOL



HEAT



*The more stars, the more energy efficient. The Star Rating Index is determined under conditions of AS/NZS 3823.1.1. See table for other class ratings.

**19 dBA applies to US7 25, 35 class models only.



INCREDIBLY EFFICIENT

US7 is the first Split Heat Pump in New Zealand to be awarded a 7-star 'Super Efficiency' rating*. It is also packed with advanced technologies and a range of innovative features that distinguishes US7 from every other.



HEAVY DUTY PURIFICATION

Daikin's flash streamer technology offers heavy duty air purification. The high speed electron discharge destroys bacteria, viruses, mould and allergens at a much higher speed than most conventional air filters, leaving your air safe to breathe.



3-AREA INTELLIGENT EYE

Ensures draught free comfort by detecting human movement in left, right and centre zones. If no movement detected for a period of 20 minutes, the heat pump adjusts the set temperature by $\pm 2^{\circ}\text{C}$ to save energy.



UNIQUE CUSTOM AIRFLOW

Not only does the unit feature Coanda airflow for rapid cooling and even temperature distribution, you can also customise the airflow to suit your preferences. Choose breeze airflow function for a gentle, breeze-like feeling on the body, or comfort airflow for those who prefer air to be directed away from them.



POWERFUL OPERATION

Push the POWERFUL button on the remote control and you'll be relieved with a cooling or heating boost for a 20 minute period, even if the unit's already operating at high capacity.



SUPERIOR PERFORMANCE

US7's improved heat exchanger uses larger diameter copper piping to deliver even better heating and cooling performance.



POWERFUL DEHUMIDIFICATION

Through intelligent control of the indoor heat exchanger and mixing warmer room air with dehumidified air, US7 cleverly reduces humidity without making your room too cold and uncomfortable.



ADVANCED HUMIDIFICATION

Excessively dry air can cause dry skin and a sore throat. Our advanced humidification unit in the outdoor unit draws moisture from outdoor air and distributes this indoors to make you feel warmer and more comfortable.



FRESH AIR SUPPLY

Fresh air is taken from the outside and purified in the Daikin Flash Streamer, ventilating your home with clean, fresh air at the touch of a button.



SELF CLEANING OPERATION

Choose the Mould Proof and Filter Cleaning operations to help reduce mould and odour from the inside of the unit and automatically remove dust from the filter, helping to maintain stable airflow and minimise power consumption.



QUICK HEATING

This operation quickly blows warm air when the HEATING operation starts in the morning and makes a comfortable warm space (warmth zone) around the indoor unit. Simply set the timer to your preferred wake-up time and enjoy a comfortable start to your morning.



WARMTH ZONE

PRODUCT SPECIFICATION

US7 - Reverse Cycle



INDOOR UNIT		FTXZ25NV1B	FTXZ35NV1B	FTXZ50NV1B
OUTDOOR UNIT		RXZ25NV1B	RXZ35NV1B	RXZ50NV1B
Rated Capacity	Cool (kW)	2.5	3.5	5.0
	Heat (kW)	3.6	5.0	6.3
Capacity Range	Cool (kW)	0.6-3.9	0.6-5.3	0.6-5.8
	Heat (kW)	0.6-7.5	0.6-9.0	0.6-9.4
Indoor Airflow Rate (H)	Cool (l/s)	178	202	250
	Heat (l/s)	195	222	240
Indoor Fan Speeds		5 steps, quiet and automatic		
Energy Ratings	Cool	7	5.5	3.5
	Heat	7	5.5	4.5
Front Panel Colour		White		
Power Supply		1 phase, 220-240V, 50Hz		
Power Input (Rated)	Cool (kW)	0.42	0.68	1.18
	Heat (kW)	0.62	0.99	1.37
E.E.R/C.O.P	Cool/Heat	5.95/5.81	5.15/5.05	4.24/4.60
A.E.E.R/A.C.O.P	Cool/Heat	5.90/5.77	5.12/5.03	4.23/4.59
Dimensions (HxWxD)	Indoor (mm)	295x798x372		
	Outdoor (mm)	693x795x300		
Weight	Indoor (kg)	15	15	15
	Outdoor (kg)	50	50	50
Compressor Type		Hermetically sealed swing type		
Refrigerant Type		R32		
Max Pipe Length	(m)	10	10	10
Max Level Difference	(m)	8	8	8
Pipe Sizes	Liquid (mm)	6.4	6.4	6.4
	Gas (mm)	9.5	9.5	9.5
Outdoor Operating Range	Cool (°CDB)	-10 to 43		
	Heat (°CWB)	-20 to 18		
Indoor Sound Level (H/SL)	Cool (dBA)	38/19	42/19	47/23
	Heat (dBA)	38/19	42/19	44/24
Outdoor Sound Level (H)	Cool (dBA)	46	48	49
	Heat (dBA)	46	48	50
Outdoor EPA Sound Power Level (H)	Cool (dBA)	59	61	63
	Heat (dBA)	59	61	64



NEW!



2.8kW
-TO-
10.3kW

RATED HEATING
CAPACITIES

9

MODELS

CORA

REFINED PERFORMANCE



REVERSE
CYCLE

Delivering the ultimate balance of performance, efficiency and quietness to your living space, the new Daikin Cora has been designed to perform in New Zealand conditions. The series features higher energy star ratings, whisper quiet sound levels and next generation odour removal technology for powerful and thorough climate and air quality control.



DAIKIN
MOBILE CONTROLLER
OPTION



19 dBA**
DURING SUPER
QUIET OPERATION

ENERGY RATING 25 CLASS*

COOL ★★★★★★

HEAT ★★★★★★

*The more stars, the more energy efficient. The Star Rating Index is determined under conditions of AS/NZS 3823.1.1. See table for other class ratings.

**19 dBA applies to Cora 20,25,35 class models only. Please refer to page 26 for full details.



MATTE CRYSTAL DESIGN**

The new Cora features a beautifully redesigned front panel, with matte crystal accents for a clean, sleek appearance which blends seamlessly into any modern bedroom or living area.



ADVANCED PURIFICATION

Each model is fitted with a titanium apatite deodorising air purification filter that traps microscopic particles, decomposes odours and even deactivates bacteria.



2-AREA INTELLIGENT EYE

The 2-area Intelligent Eye* is so clever it can now either direct airflow towards you or away from you for draught free comfort. If the room is unoccupied the unit will automatically enable energy saving operations.



PROGRAM DRY FUNCTION

Besides reducing humidity, this function automatically controls temperature and airflow rate and will cleverly switch into cooling mode if the room temperature rises too much.



COMFORT AIRFLOW

Discharge louvres are specially designed to stream cooling air upwards along the ceiling (coanda effect) and warm air down along the floor. This delivers rapid cooling or heating and even temperature distribution.



ODOUR REMOVAL**

At the start of cooling, dehumidification or dry mode, the operation of the indoor fan is delayed to suppress the diffusion of odours.



POWERFUL OPERATION

Push the POWERFUL button on the remote control and you'll be relieved with a cooling or heating boost for a 20 minute period, even if the unit's already operating at high capacity.



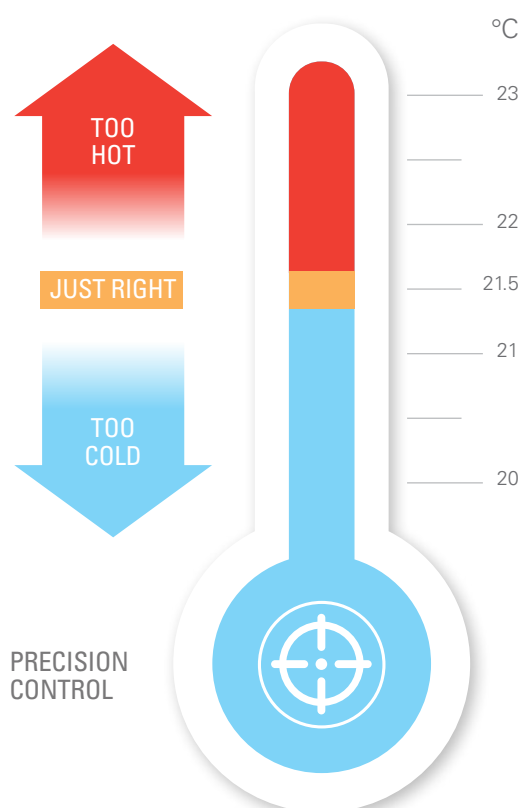
REDESIGNED TECHNOLOGY

The internal components have been redesigned to achieve improved capacity, energy performance and quietness.



PRECISION CONTROL

For even greater precision and control, you can now set your room temperature in increments of 0.5°C to ensure optimal comfort conditions all year round.



*2-Area Intelligent Eye only applicable to 20-46 Class Models.

**Applicable for 20-71 Class Models.

Note: Please see features checklist on page 50 for full list of features.

PRODUCT SPECIFICATION

Cora - Reverse Cycle



20-71 CLASS



85-95 CLASS



INDOOR UNIT		FTXM20UVMZ	FTXM25UVMZ	FTXM35UVMZ	FTXM46UVMZ	FTXM50UVMZ	FTXM60UVMZ	FTXM71UVMZ	FTXM85PAVMA	FTXM95PAVMA
OUTDOOR UNIT		RXM20UVMZ	RXM25UVMZ	RXM35UVMZ	RXM46UVMZ	RXM50UVMZ	RXM60UVMZ	RXM71UVMZ	RXM85PAVMA	RXM85PAVMA
Rated Capacity	Cool (kW)	2.0	2.5	3.5	4.6	5.0	6.0	7.1	8.5	9.4
	Heat (kW)	2.8	3.3	4.0	5.4	6.1	7.3	8.1	9.0	10.3
Capacity Range	Cool (kW)	0.9-2.8	0.9-3.7	0.9-4.2	0.9-5.5	1.1-6.7	1.1-7.5	2.0-8.9	2.0-10.5	2.0-11.2
	Heat (kW)	0.9-4.4	0.9-5.4	0.9-5.5	1.0-6.7	1.0-8.0	1.0-9.8	2.0-10.8	1.9-11.6	1.9-12.0
Indoor Airflow Rate (H)	Cool (l/s)	152	173	175	203	267	310	310	3	372
	Heat (l/s)	157	168	183	202	287	333	328	422	413
Indoor Fan Speeds		5 steps, quiet and automatic								
Energy Ratings	Cool	5	5.5	3.5	3	4	3	2.5	2	2
	Heat	5	5	4.5	3	4.5	4	3.5	2.5	2
Front Panel Colour		Pure White								
Power Supply		1 phase, 220-240V, 50Hz								
Power Input (Rated)	Cool (kW)	0.40	0.49	0.81	1.20	1.14	1.52	1.93	2.45	2.75
	Heat (kW)	0.58	0.68	0.87	1.39	1.34	1.66	1.92	2.42	3.07
E.E.R/C.O.P	Cool/Heat	5.00/4.83	5.10/4.85	4.32/4.60	3.83/3.89	4.39/4.55	3.95/4.40	3.68/4.22	3.47/3.72	3.42/3.36
A.E.E.R/A.C.O.P	Cool/Heat	4.92/4.77	5.03/4.81	4.20/4.56	3.80/3.86	4.35/4.52	3.92/4.37	3.59/4.13	3.36/3.62	3.32/3.28
Dimensions (HxWxD)	Indoor (mm)	285x770x226				295x990x266			340x1200x259	
	Outdoor (mm)	550x675x284			695x930x350				990x940x320	
Weight	Indoor (kg)	9	9	9	9	13	13	13	17	18
	Outdoor (kg)	28	30	30	51	54	54	60	80	82
Compressor Type		Hermetically Sealed Swing Type								
Refrigerant Type		R32								
Max Pipe Length	(m)	20	20	20	30	30	30	30	30	30
Max Level Difference	(m)	15	15	15	20	20	20	20	20	20
Pipe Sizes	Liquid (mm)	6.4	6.4	6.4	6.4	6.4	6.4	6.4	6.4	6.4
	Gas (mm)	9.5	9.5	9.5	12.7	12.7	12.7	15.9	15.9	15.9
Outdoor Operating Range	Cool (°CDB)	-10 to 46								
	Heat (°CWB)	-15 to 18								
Indoor Sound Level (H/SL)	Cool (dBA)	38/19	42/19	42/19	44/26	45/28	48/29	49/30	51/37	53/38
	Heat (dBA)	39/20	40/20	42/20	43/26	45/28	48/29	49/30	51/35	52/35
Outdoor Sound Level (H/SL)	Cool (dBA)	46/43	47/43	49/44	47/44	47/44	49/45	53/49	54/51	54/51
	Heat (dBA)	47/44	48/44	50/45	49/45	48/45	52/45	54/49	56/51	55/51
Outdoor EPA Sound Power Level (H)	Cool (dBA)	58	59	61	59	59	61	65	66	66
	Heat (dBA)	59	60	62	61	60	64	66	68	67



CORA

NEW!



2.7kW
-TO-
10.3kW

RATED HEATING
CAPACITIES

9

MODELS

STANDARD SERIES

ESSENTIAL COMFORT



REVERSE
CYCLE

Daikin's New Standard Series offers reliable performance when heating or cooling your home. With all the essential features and a large range of capacities, there's one to keep you comfortable whether your space is big or small.



DAIKIN
MOBILE CONTROLLER
OPTION



19 dBA**
DURING SUPER
QUIET OPERATION

ENERGY RATING 25 CLASS*

COOL ★★★★★

HEAT ★★★★★

*The more stars, the more energy efficient. The Star Rating Index is determined under conditions of AS/NZS 3823.1.1. See table for other class ratings.

**19 dBA applies to Standard Series 20,25,35 class models only. Please refer to page 30 for full details.



ADVANCED PURIFICATION

Each model is fitted with a titanium apatite deodorising air purification filter that traps microscopic particles, decomposes odours and even deactivates bacteria.



2-AREA INTELLIGENT EYE

The 2-area Intelligent Eye* is so clever it can now either direct airflow towards you or away from you for draught free comfort. If the room is unoccupied the unit will automatically enable energy saving operations.



PROGRAM DRY FUNCTION

Besides reducing humidity, this function automatically controls temperature and airflow rate and will cleverly switch into cooling mode if the room temperature rises too much.



COMFORT AIRFLOW

Discharge louvres are specially designed to stream cooling air upwards along the ceiling (coanda effect) and warm air down along the floor. This delivers rapid cooling or heating and even temperature distribution.



POWERFUL OPERATION

Push the POWERFUL button on the remote control and you'll be relieved with a cooling or heating boost for a 20 minute period, even if the unit's already operating at high capacity.



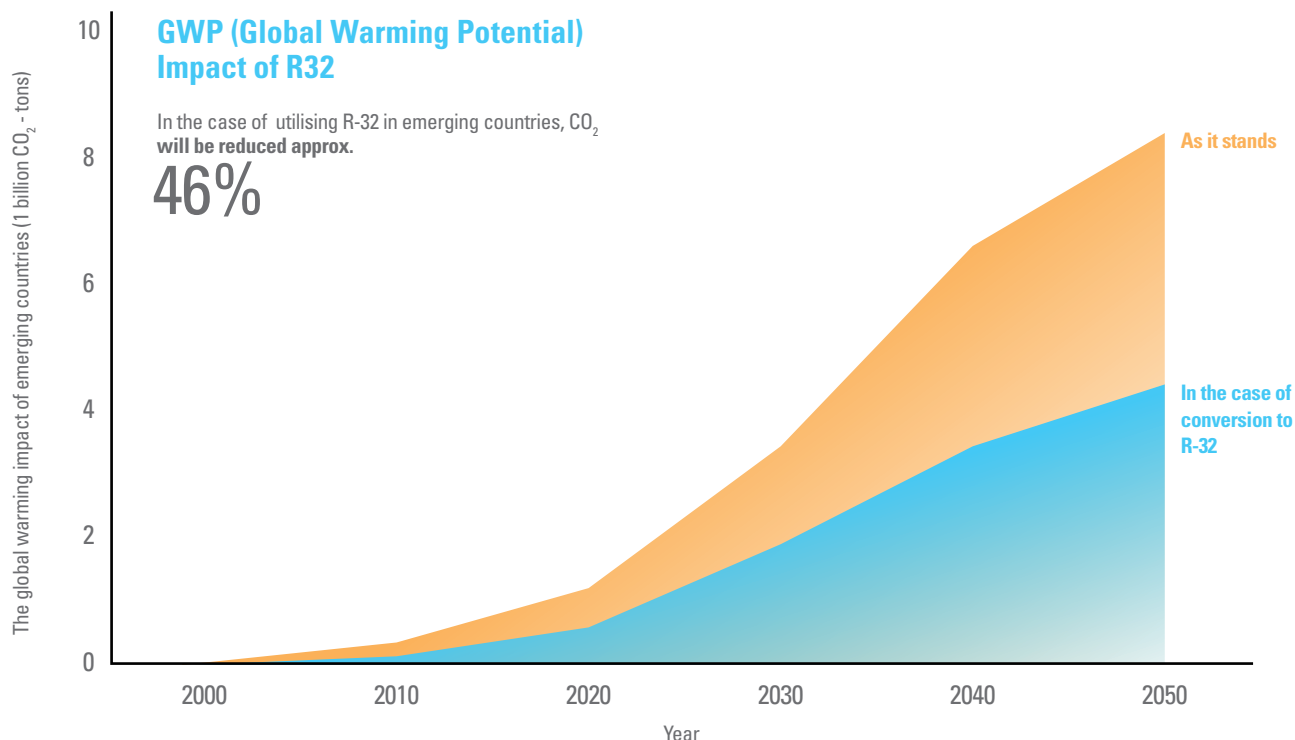
REDESIGNED TECHNOLOGY

The internal components have been redesigned to achieve improved capacity, energy performance and quietness.



PRECISION CONTROL**

For even greater precision and control, you can now set your room temperature in increments of 0.5°C to ensure optimal comfort conditions all year round.



*2-Area Intelligent Eye only applicable to 20-46 Class Models.

**Applicable for 20-71 Class Models.

PRODUCT SPECIFICATION

Standard Series - Reverse Cycle



20-71 CLASS



85-95 CLASS



INDOOR UNIT		FTXV20UVMA	FTXV25UVM	FTXV35UVMA	FTXV46UVMA	FTXV50UVMA	FTXV60UVMA	FTXV71UVMA	FTXV85LVMA	FTXV95LVMA
OUTDOOR UNIT		RXV20UVMA	RXV25UVMA	RXV35UVMA	RXV46UVMA	RXV50UVMA	RXV60UVMA	RXV71UVMA	RXV85LVMA	RXV95LVMA
Rated Capacity	Cool (kW)	2.0	2.5	3.5	4.6	5.0	6.0	7.1	8.5	9.4
	Heat (kW)	2.7	3.2	3.7	4.7	6.0	7.2	8.0	9.0	10.3
Capacity Range	Cool (kW)	0.9-2.8	0.9-3.7	0.9-4.2	0.9-5.5	1.1-6.7	1.1-7.5	2.0-8.9	2.0-10.5	2.0-11.2
	Heat (kW)	0.9-4.3	0.9-5.3	0.9-5.3	1.0-6.7	1.0-8.0	1.0-8.6	2.0-10.6	1.9-11.6	1.9-12.0
Indoor Airflow Rate (H)	Cool (l/s)	152	173	175	203	267	310	310	358	372
	Heat (l/s)	157	168	183	202	287	333	328	422	413
Indoor Fan Speeds		5 steps, quiet and automatic								
Energy Label/Star Ratings	Cool	4.5	4.5	3.0	2.5	3.0	2.5	2.0	2.0	2.0
	Heat	4.5	5.0	4.5	3.0	3.5	3.5	3.0	2.5	2.0
Front Panel Colour		Pure White							White	
Power Supply		1 phase, 220-240V, 50Hz								
Power Input (Rated)	Cool (kW)	0.43	0.52	0.88	1.22	1.28	1.64	1.99	2.49	2.79
	Heat (kW)	0.59	0.65	0.79	1.18	1.43	1.73	2.03	2.41	3.07
E.E.R/C.O.P	Cool/Heat	4.65/4.58	4.81/4.92	3.98/4.68	3.77/3.98	3.91/4.20	3.66/4.16	3.57/3.94	3.41/3.73	3.37/3.36
A.E.E.R/A.C.O.P	Cool/Heat	4.58/4.52	4.75/4.87	3.95/4.64	3.74/3.95	3.88/4.17	3.64/4.14	3.48/3.86	3.31/3.63	3.28/3.28
Dimensions (HxWxD)	Indoor (mm)	285x770x223				295x990x263			340x1200x240	
	Outdoor (mm)	550x675x284			695x930x350				990x940x320	
Weight	Indoor (kg)	9	9	9	9	13	13	13	17	18
	Outdoor (kg)	28	30	30	51	54	54	60	80	82
Compressor Type		Hermetically Sealed Swing Type								
Refrigerant Type		R32								
Max Pipe Length	(m)	20	20	20	30	30	30	30	30	30
Max Level Difference	(m)	15	15	15	20	20	20	20	20	20
Pipe Sizes	Liquid (mm)	6.4	6.4	6.4	6.4	6.4	6.4	6.4	6.4	6.4
	Gas (mm)	9.5	9.5	9.5	12.7	12.7	12.7	15.9	15.9	15.9
Outdoor Operating Range	Cool (°CDB)	-10 to 46								
	Heat (°CWB)	-15 to 18								
Indoor Sound Level (H/SL)	Cool (dBA)	38/19	42/19	42/19	44/26	45/28	48/29	49/30	51/37	53/38
	Heat (dBA)	39/20	40/20	42/20	43/26	45/28	48/29	49/30	51/35	52/35
Outdoor Sound Level (H/SL)	Cool (dBA)	46/43	47/43	49/44	47/44	47/44	49/45	53/49	54/51	54/51
	Heat (dBA)	47/44	48/44	49/45	48/45	48/45	52/45	54/49	56/51	55/51
Outdoor EPA Sound Power Level (H)	Cool (dBA)	58	59	61	59	59	61	65	66	66
	Heat (dBA)	59	60	61	60	60	64	66	68	67





3.4kW
-TO-
5.8kW
RATED HEATING
CAPACITIES

3
MODELS

NEXURA

BEST OF BOTH WORLDS



REVERSE
CYCLE

European designed floor standing heat pump that is quiet, discreet and features state-of-the-art heating technology from its unique front radiant heat panel.



ENERGY RATING 25 CLASS*

COOL ★★★★★

HEAT ★★★★★

*The more stars, the more energy efficient. The Star Rating Index is determined under conditions of AS/NZS 3823.1.1. See table for other class ratings.



ADVANCED PURIFICATION

Each model is fitted with a titanium apatite deodorising air purification filter that traps microscopic particles, decomposes odours and even deactivates bacteria.



RADIANT MODE

At the touch of a button, Nexura's aluminium front panel warms up just like a traditional radiator. The result is a comfortable feeling of warm air that envelops you with a quieter heating experience.



PROGRAM DRY FUNCTION

Besides reducing humidity, this function automatically controls temperature and airflow rate and will cleverly switch into cooling mode if the room temperature rises too much.



HOT START

Prior to heating, the unit warms to a pre-set temperature before the fan switches on, ensuring only warm air is discharged and eliminating cold draughts.




POWERFUL OPERATION

Push the POWERFUL button on the remote control and you'll be relieved with a cooling or heating boost for a 20 minute period, even if the unit's already operating at high capacity.

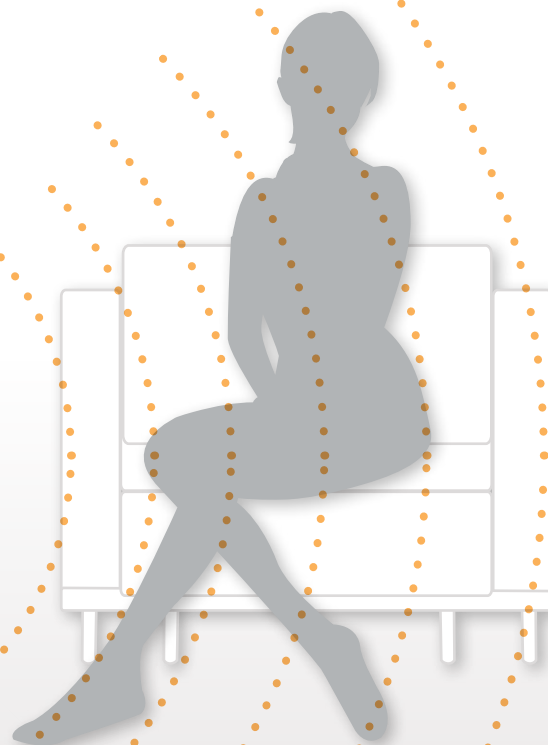


ECONO MODE

This mode limits the maximum power consumed by the system preventing the tripping of your circuit breaker should you have other household appliances operating simultaneously with your heat pump.



RADIANT MODE



PRODUCT SPECIFICATION

Nexura - Reverse Cycle



INDOOR UNIT		FVXG25K2V1B	FVXG35K2V1B	FVXG50K2V1B
OUTDOOR UNIT		RXG25L2V1B	RXG35L2V1B	RXG50L2V1B
Rated Capacity	Cool (kW)	2.5	3.5	4.8
	Heat (kW)	3.4	4.5	5.8
Capacity Range	Cool (kW)	1.3-3.0	1.4-3.8	1.7-5.6
	Heat (kW)	1.3-4.5	1.4-5.0	1.7-8.1
Indoor Airflow Rate (H)	Cool (l/s)	148	152	177
	Heat (l/s)	165	170	203
Indoor Fan Speeds		5 steps, quiet and automatic		
Energy Ratings	Cool	5	2.5	1.5
	Heat	4	2.5	2.5
Front Panel Colour		White		
Power Supply		1 phase, 220-240V, 50Hz		
Power Input (Rated)	Cool (kW)	0.54	0.94	1.43
	Heat (kW)	0.76	1.21	1.57
E.E.R/C.O.P	Cool/Heat	4.63/4.47	3.72/3.72	3.36/3.69
A.E.E.R/A.C.O.P	Cool/Heat	4.57/4.43	3.69/3.70	3.22/3.57
Dimensions (HxWxD)	Indoor (mm)	600x950x215		
	Outdoor (mm)	550x765x285		735x825x300
Weight	Indoor (kg)	22	22	22
	Outdoor (kg)	35	35	48
Compressor Type		Hermetically sealed swing type		
Refrigerant Type		R410A		
Max Pipe Length	(m)	20	20	30
Max Level Difference	(m)	15	15	20
Pipe Sizes	Liquid (mm)	6.4	6.4	6.4
	Gas (mm)	9.5	9.5	12.7
Outdoor Operating Range	Cool (°CDB)	10 to 46		
	Heat (°CWB)	-15 to 18		
Indoor Sound Level (H/SL)	Cool (dBA)	38/23	39/24	44/32
	Heat (dBA)	39/22	40/23	46/30
Outdoor Sound Level (H/SL)	Cool (dBA)	46/43	48/44	48/44
	Heat (dBA)	47/44	48/45	48/45
Outdoor EPA Sound Power Level (H)	Cool (dBA)	63	63	63
	Heat (dBA)	63	63	63






2.9kW
-TO-
7.65kW
RATED HEATING
CAPACITIES

6
MODELS

FLOOR STANDING

COMPACT & CONVENIENT



REVERSE
CYCLE

Compact floor standing unit with a wide selection of capacities, ideal for placement under a window sill or semi-recessed into a wall or an unused fireplace.



ENERGY RATING 25 CLASS*

COOL ★★★★★

HEAT ★★★★★★

*The more stars, the more energy efficient. The Star Rating Index is determined under conditions of AS/NZS 3823.1.1. See table for other class ratings.



ADVANCED PURIFICATION

Each model is fitted with a titanium apatite deodorising air purification filter that traps microscopic particles, decomposes odours and even deactivates bacteria.



DUAL DISCHARGE VENTS

You can select to use either top, or top and bottom discharge vents to distribute air evenly through the room for better heating comfort.



WIDE OPERATING RANGE

Daikin's floor standing units are robust in design and feature an intelligent defrost system. So even when the mercury drops as low as -10°C , your home still stays comfortable in winter.



HOT START

Prior to heating, the unit warms to a pre-set temperature before the fan switches on, ensuring only warm air is discharged and eliminating cold draughts.



STANDBY POWER FUNCTION

When the system is not in use, power supply to the outdoor unit is turned off and the indoor unit switches to standby mode.



ECONO MODE

This mode limits the maximum power consumed by the system preventing the tripping of your circuit breaker should you have other household appliances operating simultaneously with your heat pump.



PROGRAM DRY FUNCTION

Besides reducing humidity, this function automatically controls temperature and airflow rate and will cleverly switch into cooling mode if the room temperature rises too much.



IDEAL TO RECESS INTO AN EXISTING FIRE SURROUND

PRODUCT SPECIFICATION

Floor Standing- Reverse Cycle



INDOOR UNIT		FVXS25RV1A	FVXS35RV1A	FVXS45RV1A	FVXS50RV1A	FVXS60LVMA	FVXS71LVMA
OUTDOOR UNIT		RXS25RV1A	RXS35RV1A	RXS45RV1A	RXS50RV1A	RXS60LAVMA	RXS71LAVMA
Rated Capacity	Cool (kW)	2.46	3.5	4.5	5.0	6.0	7.1
	Heat (kW)	2.9	4.52	5.56	5.8	7.0	7.65
Capacity Range	Cool (kW)	1.3-3.0	1.7-3.8	1.7-5.0	1.7-5.6	2.3-6.7	3.0-8.5
	Heat (kW)	1.3-4.5	1.7-5.0	1.7-8.1	1.7-8.1	2.3-9.0	3.0-10.0
Indoor Airflow Rate (H)	Cool (l/s)	137	147	178	260	292	273
	Heat (l/s)	170	170	218	327	285	317
Indoor Fan Speeds		5 steps, quiet and automatic					
Energy Ratings	Cool	3.5	3	2	3	2.5	2
	Heat	4.5	3	3	3.5	2	2
Front Panel Colour		White					
Power Supply		1 phase, 220-240V, 50Hz					
Power Input (Rated)	Cool (kW)	0.59	0.91	1.35	1.29	1.7	2.13
	Heat (kW)	0.63	1.16	1.45	1.44	2.03	2.21
E.E.R/C.O.P	Cool/Heat	4.17/4.60	3.85/3.90	3.33/3.83	3.88/4.03	3.53/3.45	3.33/3.46
A.E.E.R/A.C.O.P	Cool/Heat	4.12/4.55	3.82/3.87	3.32/3.82	3.86/4.01	3.51/3.44	3.32/3.45
Dimensions (HxWxD)	Indoor (mm)	600x700x210			770x850x290		
	Outdoor (mm)	550x765x285	735x825x300			770x900x320	990 x 940 x 320
Weight	Indoor (kg)	14	14	14	25	25	25
	Outdoor (kg)	34	46	46	46	71	80
Compressor Type		Hermetically sealed swing type					
Refrigerant Type		R410A					
Max Pipe Length	(m)	20	30	30	30	30	30
Max Level Difference	(m)	15	20	20	20	20	20
Pipe Sizes	Liquid (mm)	6.4	6.4	6.4	6.4	6.4	9.5
	Gas (mm)	9.5	12.7	12.7	12.7	12.7	15.9
Outdoor Operating Range	Cool (°CDB)	10 to 46					
	Heat (°CWB)	-15 to 18					
Indoor Sound Level (H/SL)	Cool (dBA)	38/23	39/24	44/32	45/32	47/33	46/33
	Heat (dBA)	41/23	41/24	48/32	49/32	45/33	47/34
Outdoor Sound Level (H/SL)	Cool (dBA)	46/43	47/44	47/44	47/44	49/46	52/49
	Heat (dBA)	50/44	50/45	51/45	51/45	49/46	54/50
Outdoor EPA Sound Power Level (H)	Cool (dBA)	58	59	59	59	63	66
	Heat (dBA)	62	62	63	63	63	66



420 ^{M³/H}
AIR FLOW RATE

46 ^{M²}
ROOMS UP TO

AIR PURIFIER

CLEANER, FRESHER,
HEALTHIER AIR




Don't compromise on health and comfort.
Breathe easy with Daikin's air purifier.

Turn your home into the great indoors with Daikin's Air Purifier, featuring breathtaking technology, compact portable design and ultra quiet operation.

Daikin's Air Purifier includes a 6-layer powerful decomposition and removal system to help eliminate bacteria, mould spores, airborne particles, allergens, dust mites, pollen and unpleasant odours.

It is also ultra quiet with operating sound levels of as low as 16dBA which means you can not only sleep soundly at night, but also with peace of mind.





6 LAYER FILTRATION SYSTEM





CUSTOMISE **YOUR HOME**

Sometimes you need more than a single high wall or floor mounted unit. Whatever the size of your home we have a solution to suit you.



2.8kW
-TO-
11.0kW

RATED HEATING
CAPACITIES

4
MODELS

IDEAL FOR
SMALLER
HOMES

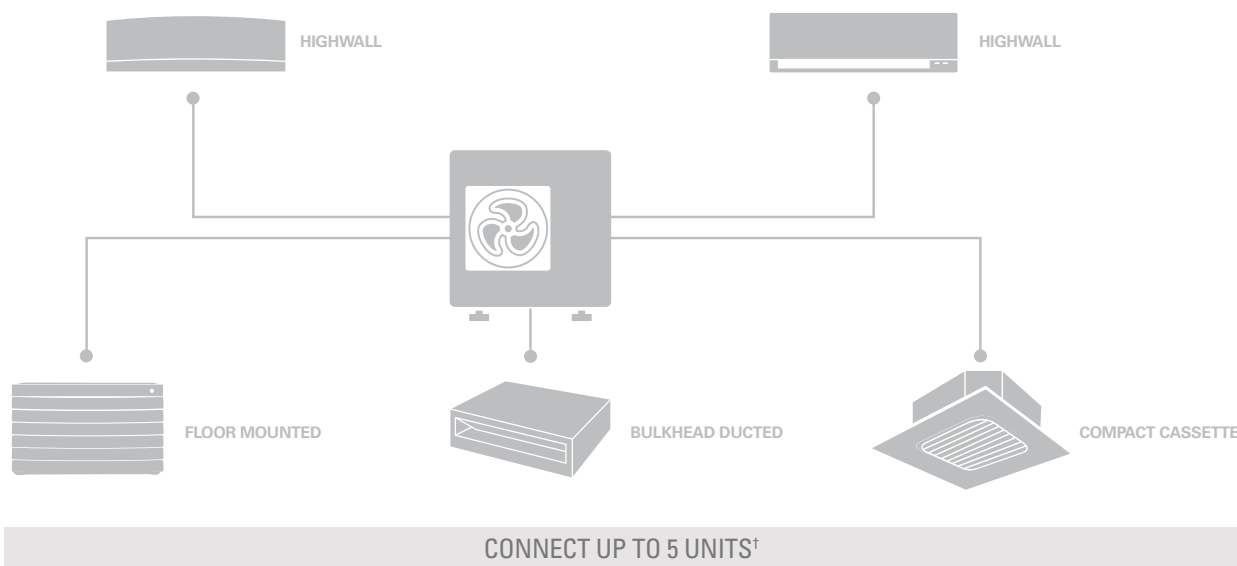
REVERSE
CYCLE

SUPER MULTI NX

MULTI-SPLIT AIR CONDITIONERS

MAKE EVERY ROOM A COMFORT ZONE

If you're after multi room air conditioning, Daikin's Super Multi NX is the clever choice. It takes only one Super Multi NX outdoor unit to maintain comfort in up to five rooms.





DESIGN FLEXIBILITY

Daikin's multi room heat pumps use a single outdoor unit connected to multiple indoor units, thus reducing the outdoor space required and simplifying the installation.



CONVENIENT CONTROL

For convenient controls, both our wired and wireless controllers enable individual control of settings such as temperature, airflow volume and scheduled operations.



TRULY VERSATILE

As many as 5 indoor units can be connected to a single outdoor unit combined with a broad selection of indoor units ranging from wall mounted, floor standing, bulkhead, cassettes and ceiling suspended units.



PRIORITY ROOM SETTING

The feature allows you to shift capacity from the other rooms to your priority room when required for rapid cooling or heating of that space.



INDIVIDUAL COMFORT

Each indoor unit can be individually controlled, scheduled and set to the desired room temperature ensuring optimal comfort for all occupants in the household at anytime.* **



INTELLIGENT COMFORT

Wall mounted indoor units feature Daikin's Intelligent Eye human sensor that ensures draught free comfort and automatically enables energy saving operations when the room is unoccupied.

INDOOR AND OUTDOOR UNIT RANGE



INDOOR UNITS – R32 OPTIONS									
TYPE	CAPACITY CLASS								
	2.0	2.5	3.5	4.6	5.0	6.0	7.1	8.5	9.5
High Wall	✓	✓	✓	✓	✓	✓	✓	✓	✓
Ducted		✓	✓		✓	✓	✓		
Cassette		✓	✓		✓	✓			



OUTDOOR UNITS – R32 OPTIONS		
MAXIMUM CONNECTABLE INDOOR UNITS	MODEL	CAPACITY CLASS (KW)
Up to 3 Indoor Units	3MXM52RVMA	5.2
Up to 4 Indoor Units	4MXM68RVMA	6.8
	4MXM80RVMA	8.0
Up to 5 Indoor Units	5MXM100RVMA	10.0

INDOOR UNITS – R410A OPTIONS									
TYPE	CAPACITY CLASS								
	2.0	2.5	3.5	4.6	5.0	6.0	7.1	8.5	9.5
High Wall	✓	✓	✓		✓	✓	✓		
Ducted		✓	✓		✓	✓			
Floor Mounted		✓	✓		✓				
Floor/Ceiling Suspended		✓	✓		✓	✓			
Cassette		✓	✓		✓	✓			

OUTDOOR UNITS – R410A OPTIONS		
MAXIMUM CONNECTABLE INDOOR UNITS	MODEL	CAPACITY CLASS (KW)
Up to 3 Indoor Units	3MXS52LVMA9	5.2
Up to 4 Indoor Units	3MXS68LVMA9	6.8
	4MXS80LVMA9	8.0
Up to 5 Indoor Units	5MXS100LVMA9	10.0

* Selected models only.

**User can select the unit to operate in either cooling or heating mode, not both cooling and heating simultaneously.

†Please refer to the 'Outdoor Units' table for the maximum number of connectable indoor units for each outdoor unit model.

See Super Multi NX brochure for full details and specifications.

10kW
-TO-
26kW

RATED HEATING
CAPACITIES

6

MODELS

VRV URBAN SERIES

BRINGING INNOVATION
TO YOUR HOME

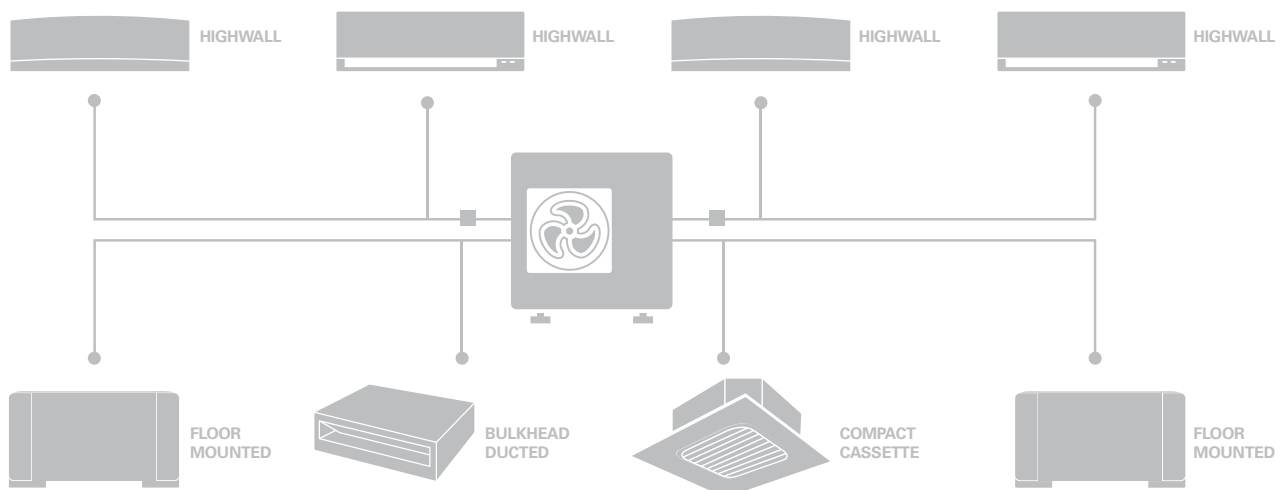
IDEAL FOR
LARGER
HOMES

REVERSE
CYCLE

The ultimate multi room air conditioning system with a wide selection of indoor and outdoor units to suit a variety of room sizes and designs for medium to large size homes.



DAIKIN AIRBASE



CONNECT UP TO 14 UNITS†



ADVANCED TECHNOLOGY

VRV IV-S incorporates the latest technology from our VRV commercial heat pumps including remarkable energy efficiency, quiet operations and long piping runs of up to 100m*** for flexible condenser placement.



COMPACT FOOTPRINT

Available in a range of heating capacities from 10.0kW up to 26.0kW whilst maintaining a compact installation footprint. This allows you to place the outdoor unit out of sight without compromise to your home's external decor.



ULTIMATE VERSATILITY

As many as 14 indoor units can be connected to a single outdoor unit combined with a broad selection of indoor units ranging from wall mounted, floor standing, bulkhead, cassettes and ceiling suspended units.



WHISPER QUIET

VRV IV-S is not just compact in size but also quiet in operations, featuring a night time quiet mode that reduces the outdoor unit noise level down to 43dBA (RXYMQ4AV4A Model) for minimal impact to the neighbours.



INDIVIDUAL COMFORT

Each indoor unit can be individually controlled, scheduled and set to the desired room temperature ensuring optimal comfort for all occupants in the household at anytime.****



INTELLIGENT COMFORT

Wall mounted indoor units feature Daikin's Intelligent Eye human sensor that ensures draught free comfort and automatically enables energy saving operations when the room is unoccupied.

INDOOR AND OUTDOOR UNIT RANGE

INDOOR UNITS																
TYPE	CAPACITY CLASS															
	20	25	32	40	50	63	71	80	100	125	140	145	160	180	200	250
Cassette	✓	✓	✓	✓	✓	✓	✓	✓	✓	✓	✓					
Ducted	✓	✓	✓	✓	✓	✓		✓	✓	✓	✓	✓	✓	✓	✓	✓
Ceiling Suspended			✓			✓	✓		✓	✓	✓					
High Wall	✓	✓	✓	✓	✓	✓										
Floor Mounted	✓	✓	✓	✓	✓	✓										

OUTDOOR UNITS		
MAXIMUM CONNECTABLE INDOOR UNITS	MODEL	HEATING CAPACITY (KW)
Up to 5 Indoor Units	RXYMQ3AV4A	10.0
Up to 6 Indoor Units	RXYMQ4AV4A	12.5
Up to 8 Indoor Units	RXYMQ5AV4A	14.0
Up to 9 Indoor Units	RXYMQ6AV4A	18.0
Up to 13 Indoor Units	RXYMQ8AY1	25.0
Up to 14 Indoor Units	RXYMQ9AY1	26.0

*VRV WiFi smartphone control system can be realized by SVMPR1 smart module to utilize DTA116A51 adapter card.

**Selected VRV ducted indoor unit only.

***Applies to RXYMQ6AV4A, RXYMQ8AY1 and RXYMQ9AY1 models only.

****User can select the unit to operate in either cooling or heating mode, not both cooling and heating simultaneously.

*Please refer to the 'Outdoor Units' table for the maximum number of connectable indoor units for each outdoor unit model.

See VRV IV-S brochure for full details and specifications.



DUCTED

DISCREET COMFORT



REVERSE
CYCLE

A Daikin Ducted Heat Pump provides discreet air conditioned comfort throughout your entire home. It can be installed in a new home or tailored to suit an existing one, and once installed, only the controller, the return air and discharge grilles are visible inside your home.



DAIKIN AIRBASE

CONTROL AND MONITOR YOUR DAIKIN DUCTED AIR CONDITIONER FROM YOUR IOS SMARTPHONE OR TABLET VIA WI-FI OR INTERNET.

Standard functions such as On/Off, temperature, fan speed and mode of operation are easily set or monitored via the App. Additional functions such as easy set On/Off timers, Push notification, Interactive setup wizard, Daikin Specialist contact details and maintenance functions are also provided. Depending on the model of air conditioner, indoor and outdoor temperature is also displayed.

If a Daikin Zone Controller is fitted to the air conditioner, the naming and remote control of zone dampers is also supported.



Return air grille
with filter to remove
household dust

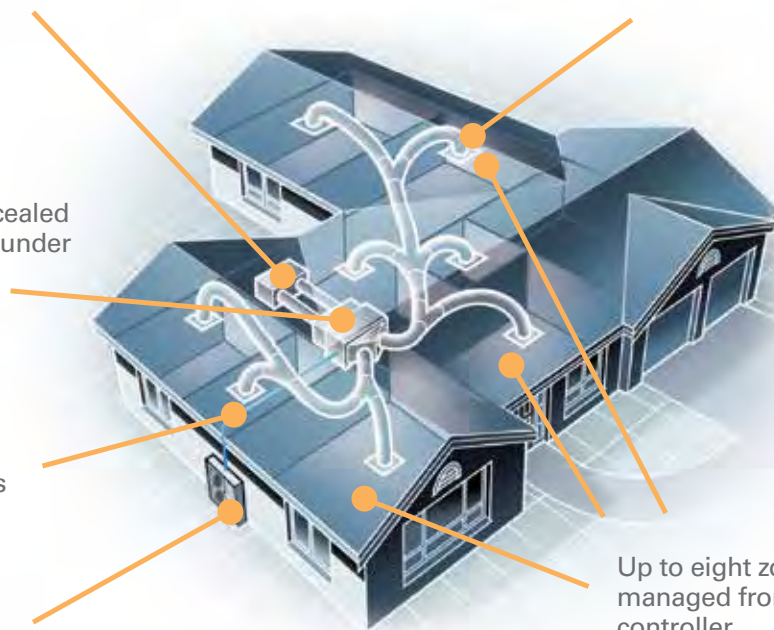
Ducting distributes
conditioned air
throughout your home

Indoor unit concealed
in the ceiling or under
the floor

Small diameter,
concealed
refrigerant pipes

Outdoor unit

Up to eight zones can be
managed from a single
controller



DUCTED



FEATURES CHECKLIST

REVERSE CYCLE
(HEATING & COOLING)

	WALL MOUNTED UNITS				FLOOR STANDING UNITS	
	ZENA VOGUE	US7	CORA	STANDARD SERIES	NEXURA	FLOOR STANDING
	FTXJ25TVMAW FTXJ35TVMAW FTXJ50TVMAW FTXJ60TVMAW FTXJ25TVMAK FTXJ35TVMAK FTXJ50TVMAK FTXJ60TVMAK	FTXZ25NV1B FTXZ35NV1B FTXZ50NV1B	FTXM20UVMZ FTXM25UVMZ FTXM35UVMZ FTXM46UVMZ FTXM50UVMZ FTXM60UVMZ FTXM71UVMZ FTXM85PAVMA FTXM95PAVMA	FTXV20UVMA FTXV25UVMA FTXV35UVMA FTXV46UVMA FTXV50UVMA FTXV60UVMA FTXV71UVMA FTXV85LVMA FTXV95LVMA	FVXG25K2V1B FVXG35K2V1B FVXG50K2V1B	FVXS25RV1A FVXS35RV1A FVXS45RV1A FVXS50RV1A FVXS60LVMA FVXS71LVMA
DC Inverter	✓	✓	✓	✓	✓	✓
PAM Control	✓	✓	✓	✓	✓	✓
Standby Power Function	✓	✓	✓	✓	✓	✓
Power-Airflow Flaps			✓ ₁	✓ ₁		
Power-Airflow Dual Flaps	✓	✓	✓	✓		
Wider Angle Louvres	✓	✓	✓	✓	✓	✓
Vertical Auto-Swing (up and down)	✓	✓	✓	✓	✓	✓
Horizontal Auto-Swing (right and left)	✓	✓	✓	✓		
3-D Airflow	✓	✓	✓	✓		
Breeze Airflow		✓				
Comfort Airflow	✓	✓	✓	✓		
Indoor Unit Quiet Operation		✓	✓	✓	✓	✓
Outdoor Unit Quiet Operation	✓	✓	✓	✓	✓	✓
Intelligent Eye			✓ ₂	✓ ₂		
2-Area Intelligent Eye	✓		✓ ₁	✓ ₁		
3-Area Intelligent Eye		✓				
Grid Eye Sensor	✓					
Automatic Operation	✓	✓	✓	✓	✓	✓
Program Dry Function			✓	✓	✓	✓
Auto Fan Speed	✓	✓	✓	✓	✓	✓
Hot Start	✓	✓	✓	✓	✓	✓
Titanium Apatite Deodorising Filter	✓		✓	✓	✓	✓
Air-Purifying Filter	✓	✓	✓	✓	✓	✓
Flash Streamer Technology	✓	✓				
Odour Removal Function			✓ ₅			
Wipe Clean	✓	✓	✓	✓	✓	✓
Econo Mode	✓	✓	✓	✓	✓	✓
Radiant Mode					✓	
Powerful Operation	✓	✓	✓	✓	✓	✓
LCD Wireless Remote Control	✓	✓	✓	✓	✓	✓
Indoor Unit On/Off Switch	✓	✓	✓	✓	✓	✓
24-Hour On/Off Timer	✓	✓	✓	✓	✓	✓
Countdown Off Timer		✓				
Quick Heating Timer		✓				
Weekly Timer	✓		✓	✓	✓	✓
Nightset Mode	✓	✓	✓	✓	✓	✓
Auto-Restart after Power Failure	✓	✓	✓	✓	✓	✓
Self Diagnosis with Digital Display	✓	✓	✓	✓	✓	✓
Anticorrosion Treatment of Outdoor Heat Exchanger Fan	✓	✓	✓	✓	✓	✓
Demand Enabled Response (DRED)	✓		✓ ₃	✓ ₃		
Wireless LAN Connection	✓	✓ ₃	✓ ₄	✓ ₄		
Multi Colour Monitor Lamp						
0.5°C Step Room Temperature Control	✓		✓	✓		

1. Only available for 2.0-4.6 kW Class
2. Only available for 5.0-9.5 kW Class
3. Optional Accessory
4. Optional Accessory, Remote Control PCB also required (BRP067A42 for 20-46 Class, BRP980B42 for 50-71 Class)
5. Only available for 2.0-7.1 kW

Notes

- i. The Rated Capacity, Power Input and Running Current are determined under conditions T1 (cooling) or H1 (heating) of AS/NZS 3823.1.1.
Cooling: Indoor temp: 27°CDB/19°CWB
Outdoor temp: 35°CDB/24°CWB
Heating: Indoor temp: 20°CDB/15°CWB
Outdoor temp: 7°CDB/6°CWB
- ii. The cooling (or heating) output capacity will be reduced below the rated value as the outdoor temperature approaches the maximum (or minimum) outdoor temperature operating range limit.

- iii. Indoor and outdoor unit sound levels are determined in an anechoic chamber at a distance of 1 metre from the front of the unit. They are normally higher during actual operation due to ambient conditions.
- iv. Inverter heat pumps do not have a current surge during start up. The compressor start current of an inverter heat pump is typically lower than specified running current.
- v. The specifications, designs and information in this brochure are subject to change without notice. Unit colours shown are as close as possible to actual unit colours. Colours depicted in this brochure may vary slightly.



The specifications, designs and information in this brochure are subject to Change without notice. Unit colours shown are as close as possible to actual unit colours. Colours depicted in this brochure may vary slightly.

ASSUMPTIONS

All representations made in Daikin marketing and promotional material are based on the assumptions that the correct equipment has been selected, appropriately sized and installed in accordance with Daikin's installation instructions and standard industry practices.

QUALITY CERTIFICATIONS

Daikin Industries Ltd was the first air conditioning equipment manufacturer in Japan to receive ISO 9001 certification. All Daikin manufacturing facilities have been certified to ISO 9001 Quality Management System requirements. ISO 9001 is a certificate for quality assurance concerning 'design, development, manufacturing, installation and related service' of products manufactured at that factory.

ENVIRONMENTAL CERTIFICATIONS

Daikin Industries Ltd has received ISO 14001 Environmental Certification for the Daikin production facilities listed below. ISO 14001 is an international standard specifying requirement for an environmental management system, enabling an organisation to formulate policy and objectives, taking into account legislative requirements and information about significant environmental impacts. It applies to those environmental aspects within the organisation's control and over which it can be expected to have an influence.

The certification relates only to the environmental management system and does not constitute any endorsement of the products shipped from the facility by the International Organisation for Standardisation.

Head Office / Tokyo Office
Shiga Plant (Japan)
Sakai Plant (Japan)
Daikin Industries (Thailand) Ltd
Yodogawa Plant (Japan)
Daikin Australia Pty. Ltd.

Certificate number: EC02J0355
Certificate number: EC99J2044
Certificate number: JOA-E-80009
Certificate number: JOA-E-90108
Certificate number: EC99J2057
Certificate number: CEM20437

**Daikin Air Conditioning
New Zealand Limited
(ISO 9001)**
OMS42380
Auckland



**Residential Air Conditioning
Manufacturing Div (ISO 9001)**
JOA-0486 May 2, 1994
(Shiga Plant)

**Commercial Air Conditioning
and Refrigeration
Manufacturing Div (ISO 9001)**
JMI0107 December 28, 1992
(Kanaoka Factory and Rinkai
Factory at Sakai Plant)

**Industrial System and Chiller
Products Manufacturing Div
(ISO 9001)**
JOA-0495 May 16, 1994
(Yodogawa Plant and Kanaoka
Factory and Kishiwada Factory)

Daikin Europe N.V (ISO 9001)
Lloyd 928589.1 June 2, 1993

Daikin Industries (Thailand) Ltd
JOA-1452 September 13, 2002
(ISO 9001)



DAIKIN SPECIALIST

For all sales enquiries email:
sales@daikin.co.nz

For customer service or technical support:
0800 209 010

daikin.co.nz